Year 6 - Percentages — Lesson Guide

Step 1

46% of 30 = ☐

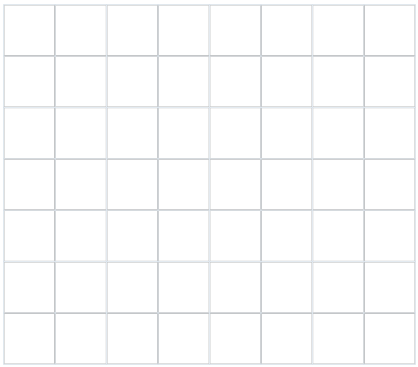

Per cent means out of 100. To find 10%, we split the whole into ten equal parts. To find 1%, we split the whole into one hundred equal parts. We can use these amounts to build the percentage we need.

Step 2

46% of 30 = ☐

1	0	%	=				
4	0	%	=				
	1	%	=				
	6	%	=				

Split 46% into 40% and 6%. Use 10% to find 40% and 1% to find 6%. Write 10% and an equals sign. Read this row as 10% of 30. Write 40% and an equals sign. Read this row as 40% of 30. Write 1% and an equals sign. Read this row as 1% of 30. Write 6% and an equals sign. Read this row as 6% of 30.

Step 3

46% of 30 = ☐

1	0	%	=	3			
4	0	%	=				
	1	%	=				
	6	%	=				

We divide 30 by 10 to find 10%. 30 ÷ 10 = 3. We write 3 on the 10% row.

Step 4

46% of 30 = ☐



Remember: Read each percentage as a share of the original whole. In this question, the whole is 30.

The 10% row shows 3, which is 10% of 30. For 40% of 30, use 4 lots of 3. 3 × 4 = 12. Write 12 on the 40% row.

Step 5

46% of 30 = ☐



Remember: One per cent is one hundredth of the whole amount.

One per cent of 30 is one hundredth of 30. We already know that 10% of 30 is 3. Divide 3 by 10 to get 1%, which is 0.3. Write 0.3 on the 1% row.

Step 6

46% of 30 = ☐



We need 6%, which is 6 lots of 1%. 0.3 × 6 = 1.8. We write 1.8 on the 6% row.

Step 7

46% of 30 = ☐

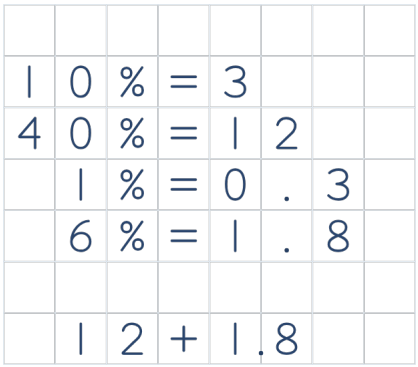

The 40% row shows 12 and the 6% row shows 1.8. Add the amounts because 40% and 6% make 46%. Write 12 + 1.8 = 13.8. 13.8 is between 12, which is 40% of 30, and 15, which is 50% of 30.

Step 8

46% of 30 = **13.8**

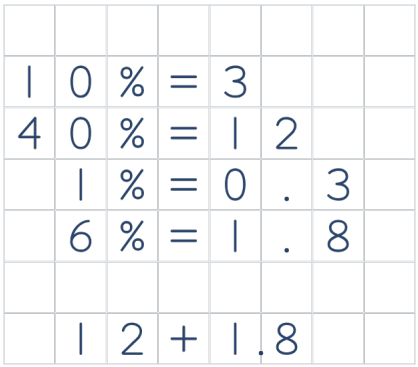

The answer is 13.8. Copy 13.8 into the answer box. Make sure you copy the answer correctly.